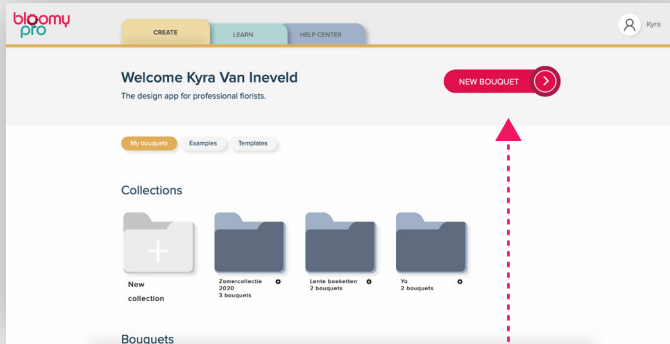
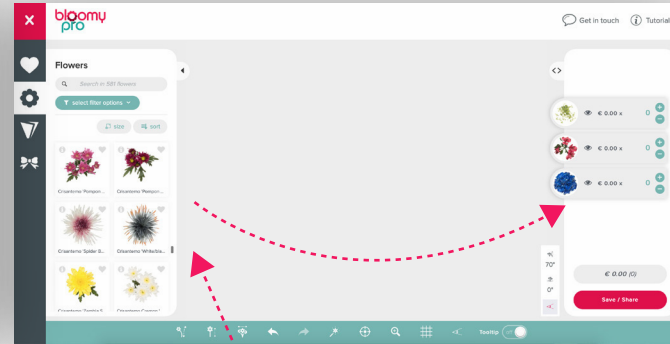


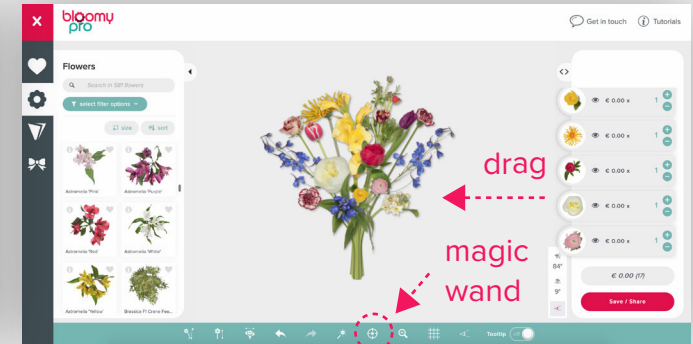
Let's start!



1 create new bouquet



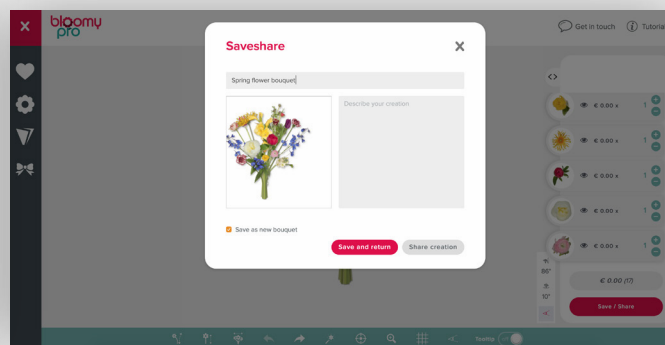
2 search flowers
and drag and drop them into
your flower list



3 drag flowers to the center
and arrange automatically
by pressing the magic wand



4 adjust all you want
change stem style, spacing,
length, color... You can also use the
shortcuts SHIFT, ALT and SPACE



5 save & share!
you can even send a virtual,
rotatable bouquet

SHORTCUTS

- SHIFT ----- adjust height of each flower
- ALT ----- change flower spacing
- SPACE ----- bring bouquet up and down

good luck!
and have fun:)